



















PCC COMMUNITY MARKETS SOCIAL & ENVIRONMENTAL RESPONSIBILITY GOALS

PCC 5-YEAR GOAL (2018-2022)	UN Sustainable Development Goals	2017 UPDATED BASELINE	2018	2019	2020	PROGRESS FROM 2017 BASELINE	NOTES
<b>ADD 1,000 NEW ORGANIC GROCERY PRODUCTS TO OUR SHELVES<sup>1</sup> (#SKUS)</b>	 	6,752	7,482	7,197	8,105	<b>Goal Achieved</b>	As we reset our shelves, we are focused on adding more organic products. We have added a net of 1,353 new organic products to our shelves since 2017, achieving our 5-year goal.
<b>PROVIDE ELECTRIC VEHICLE CHARGING ACCESS IN EVERY STORE (# STORES)</b>	 	1	1	1	2	<b>+1</b>	Our Bellevue and Edmonds stores have electric vehicle (EV) charging stations. We remain committed to installing EV chargers at our remaining stores.
<b>ACHIEVE ZERO WASTE (DIVERSION RATE OF 90%) (%)</b>		79	82	84 <sup>2</sup>	82	<b>+3%</b>	We achieved an 82% landfill diversion rate, which is a 3% improvement compared to our baseline. We were no longer able to compost waxed cardboard in 2020 and had to landfill it (not accepted in recycling), causing our landfill diversion rate to decrease by 2% from 2019. We continue to pursue our zero waste goal through ongoing waste audits, recycling program improvements, and garbage reduction efforts.
<b>REDUCE OUR WATER USE BY 5% (CCF/SQ FT)</b>	 	0.138	0.133	0.118	0.107	<b>-22%</b>	We decreased our water use per square foot by 22% compared to our baseline. We attribute this to high-efficiency fixtures and equipment in our new Ballard and West Seattle stores, in addition to plumbing retrofits that we implemented at existing stores through our green store audit program.
<b>DECREASE OUR ENERGY USE BY 10% (SITE EUI - KBTUS/SQ FT)</b>	 	364	366	334	304	<b>-17%</b>	Our average store EUI decreased by 17% compared to our baseline. We attribute this to high-efficiency fixtures and equipment in our new Ballard and West Seattle stores, as well as energy retrofits that we implemented at existing stores through our green store audit program.
<b>ELIMINATE PETROLEUM-BASED PLASTICS FROM OUR DELI PACKAGING</b>		N/A	Not Yet Achieved	Not Yet Achieved	Not Yet Achieved	<b>In Process</b>	We continue to work on replacing the remaining petroleum-based plastic deli packaging with compostable options.
<b>DEVELOP A SUPPLIER DIVERSITY AND INCLUSION PROGRAM</b>	  	N/A	Not Yet Achieved	Not Yet Achieved	Goal Achieved	<b>Goal Achieved</b>	We continued our diverse vendor incubator program in partnership with Ventures. This included a "Scaling for Success" class with merchandisers, a pitch day and holiday shelf space for Ventures clients. This year, we also launched our new Diverse Entrepreneur grants that helps diverse entrepreneurs scale their business. We mark this "complete" while acknowledging that we will continue the effort to build a more diverse supply chain.
<b>REDUCE CARBON EMISSIONS ASSOCIATED WITH REFRIGERANT LEAKS BY 50% (METRIC TONS CO<sub>2</sub> EQUIVALENT)</b>	 	1,990 <sup>3</sup>	1,320 <sup>3</sup>	1,896 <sup>3</sup>	1,230	<b>-38%</b>	We reduced total carbon emissions associated with leaks by 38% compared to our baseline. Our West Seattle, Bellevue and Ballard stores use carbon dioxide as a low-impact natural refrigerant.

PCC 5-YEAR GOAL (2018-2022)	UN Sustainable Development Goals	2017 UPDATED BASELINE	2018	2019	2020	PROGRESS FROM 2017 BASELINE	NOTES
<b>ACHIEVE CARBON NEGATIVE STORE OPERATIONS (SCOPE 1 AND 2) (METRIC TONS CO<sub>2</sub> EQUIVALENT)</b>		5,943 <sup>3</sup>	0	-357 <sup>3</sup>	-346	<b>Goal Achieved</b>	We achieved carbon negative store operations in 2020, which means we removed more carbon from the atmosphere than what we contributed. We did this by reducing our overall emissions and by purchasing carbon offsets greater than our 2020 carbon footprint. Our carbon offsets directly supported the planting of over 1,000 trees in Marysville, WA through Forterra's Evergreen Carbon Capture (ECC) program.
<b>PURCHASE 100% RENEWABLE ENERGY, OR THE EQUIVALENT ENERGY CREDITS, FOR OUR STORES (%)</b>		55	100	100	100	<b>Goal Achieved</b>	We purchased certified Green-e renewable energy credits equivalent to 100% of our electricity consumption. Our credits supported wind power projects in the United States.
<b>DONATE ONE MILLION MEALS TO OUR NEIGHBORS VIA OUR FOOD BANK PROGRAM (# MEALS)</b>		N/A	433,051	1,753,187	3,128,443	<b>Goal Achieved</b>	We donated a cumulative total of 3,128,443 meals since we began tracking. 228,016 meals were donated through our food bank bulk donation program and 2,900,428 meals were donated through our grocery rescue program.

<sup>1</sup> Does not include health and body care, deli, and merch items.

<sup>2</sup> We updated this metric to reflect improved tracking and analyses.

<sup>3</sup> We updated our refrigerants' global warming potential (GWP) conversion factors for all years to reflect IPCC's latest report (ar5) and other industry-accepted sources.